

**Hospitals & Clinics Furniture**

# TRUST

FOR ENGINEERING INDUSTRIES

**TRUST for Engineering Industries** was established in 1996, on Egyptian grounds, as a family run business that manufactures seating systems; and specializes in automotive seats. As Trust grew, the transition to become the corporate organization it is today was facilitated by each member of the Trust family. At Trust, we believe that every employee is a family member and asset that must be invested in and cared for.

Trust has witnessed several expansions through out the years and continues to broaden its scope of offerings. The company was founded on an area of 6,000 m<sup>2</sup> in EIKhanka Industrial Zone. Today, Trust covers an area of 20,000m<sup>2</sup> and utilizes state of the art technologies and calibers that act as the backbone of the entire business. Trust currently acquires the greatest market share in automotive seats in Egypt, a share of 30%, and thrives to reach 40% by 2030. Over the years, we have acquired the experience, know-how and founded the infrastructure needed to expand into and conquer cross border markets.

In 2017, our vice president decided to diversify the production in a totally different field namely medical furniture. Eng. Doaa Abdelhady started the full project from scratch. And this was the birth of Trust Medi. At Trust Medi we manufacture a complete range that covers the furnishing of hospital including all types of manual and electrical beds, food tables, side units, iv units, wheel chairs, sofa beds, reception area, ....etc.

Trust has several sister companies namely **Multi M Group** that owns the reputable **Mohm** brand which is a luxury office furniture manufacturer in Egypt since 1981, and the well esteemed **Metal X** brand that is a market leader in building products. **Hady Meiser** is another sister company, a German Egyptian entity that is the biggest manufacturer in the Middle East in the field of floor gratings. All these entities have very powerful manufacturing capabilities that easily integrate to transfer any customer dreams into high quality products.

## Vision

At Trust Medi, we aspire to be the ultimate destination for medical furniture, and to be the name of choice across the entire world where medical furniture is concerned.

## Mission

Trust Medi strives to maintain its high-quality standards and stakeholder satisfaction while maximizing its productivity.

**PAST,  
PRESENT  
&FUTURE**



## Some of Our Clients



مستشفى النزاهة الدولي



مستشفى نسايم  
NASAEM HOSPITAL



مستشفى السلام  
ALSALAM HOSPITAL



مستشفيات دار الفؤاد  
Dar Al Fouad Hospitals



MIAMI  
HOSPITAL



A L' S A F W A  
HOSPITAL



جامعة عين شمس



مركز العي والحساسية الجلدية  
Dermatology and Nephrology  
Center  
Mansoura University

مستشفى زايد التخصصي  
Sheikh Zayed Specialized Hospital




# Hospital Beds

MHB-01D



Doctor's Bed ( Econ. )

Material	Powder coated Electrostatic painted cold rolled steel tubes with head and foot boards + MDF cover with melamine.
Max Loading	200kg.

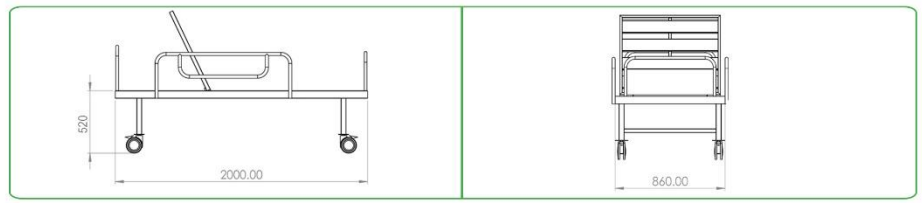


MHB-01E



Half Fowler Manual Hospital Bed

Material	Powder coated Electrostatic painted round cold rolled steel tubes with head and foot boards + MDF cover with melamine.
Function	Manual backrest tilting from 0° to 60°± 5°.
Casters	5" rubber casters.
Side Rails	Foldable steel side rails.
Max Loading	200kg.

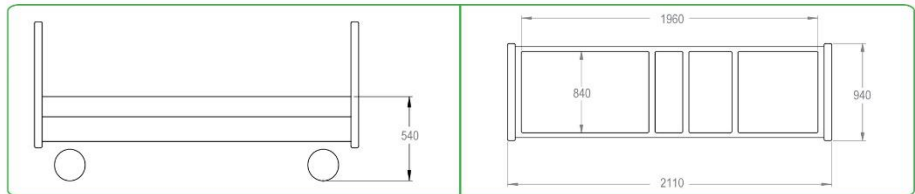
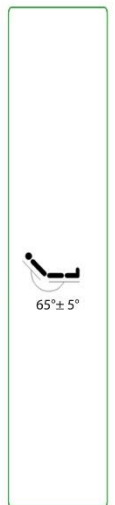


MHB-01



Half Fowler Manual Hospital Bed

Material	Electrostatic painted steel with ABS head and foot boards.
Function	Manual backrest tilting from 0° to 65°± 5°.
Casters	5" heavy duty silent casters with single brakes.
Side Rails	Foldable Al.Alloy side rails.
Max Loading	200kg.

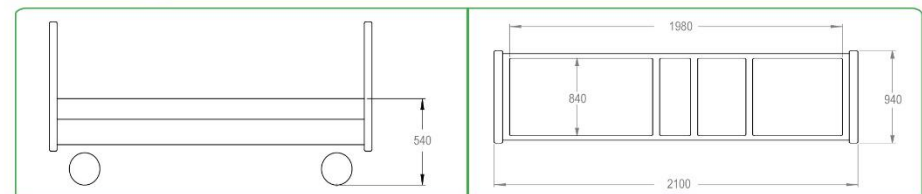
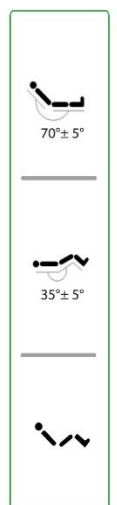


MHB-02



Full Fowler Manual Hospital Bed

Material	Electrostatic painted steel with ABS head and foot boards.
Function	Manual backrest tilting from 0° to 70°± 5°. Manual footrest tilting from 0° to 35°± 5°.
Casters	5" heavy duty silent casters with single brakes.
Side Rails	Foldable Al.Alloy side rails.
Max Loading	200kg.

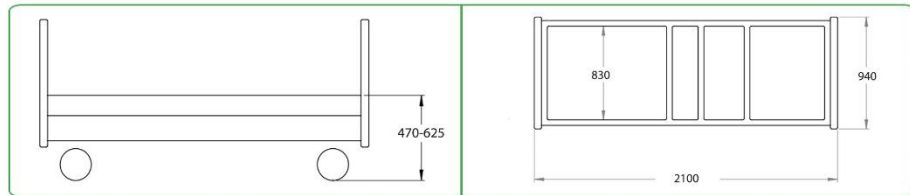


### EHB33SA-B



#### 3 Functions Electrical Hospital Bed

Material	Electrostatic painted steel with ABS head and foot boards.
Function	Electrical backrest tilting from 0° to 70°± 5°. Electrical footrest tilting from 0° to 35°± 5°. Electrical Hi / Lo function (From 47 to 62.5 cm).
Casters	5" heavy duty silent casters with single brakes.
Side Rails	Foldable Al.Alloy side rails.
Control unit	Hand set control.
Max Loading	200kg.

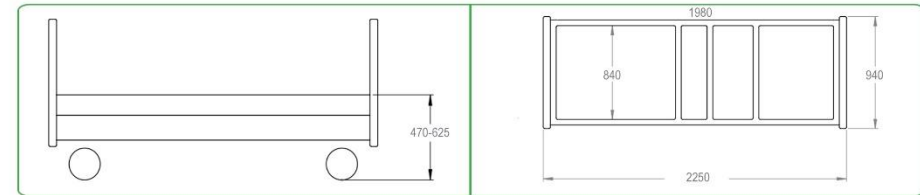
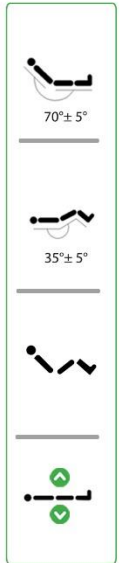


### EHB33-CB



#### 3 Functions Electrical Hospital Bed

Material	Electrostatic painted steel with ABS head and foot boards.
Function	Electrical backrest tilting from 0° to 70°± 5°. Electrical footrest tilting from 0° to 35°± 5°. Electrical Hi / Lo function (From 47 to 62.5 cm).
Casters	5" heavy duty silent casters with central brakes system.
Side Rails	2 pairs of ABS sides.
Control unit	Hand set control.
Max Loading	200kg.

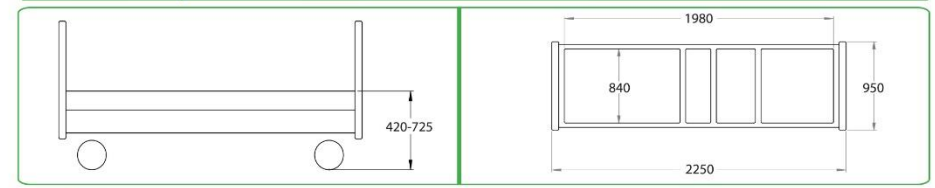
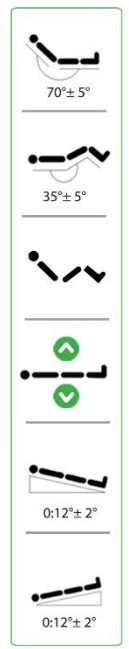


EHB-03



5 Functions Electrical Hospital Bed

Material	Electrostatic painted steel with ABS head and foot boards.
Function	Electrical Backrest tilting from 0° to 70°± 5°. Electrical Footrest tilting from 0° to 35°± 5°. Electrical Hi / Lo function (from 420 to 750 mm). Electrical whole forward tilt. Electrical whole backward tilt.
Casters	4 casters with single brakes, 5 inches each.
Side Rails	Aluminum side rails.
Control unit	Hand set control.
Max Loading	200kg.

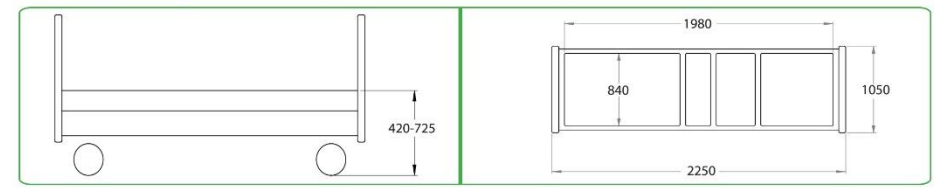
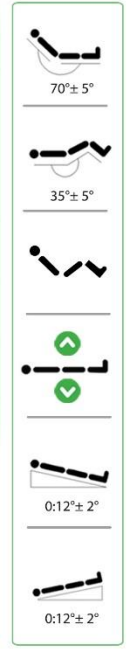


EHB-04



5 Functions Electrical Hospital Bed

Material	Electrostatic painted steel with ABS head and foot boards.
Function	Electrical backrest tilting from 0° to 70°± 5°. Electrical footrest tilting from 0° to 35°± 5°. Electrical Hi / Lo function. Electrical whole forward tilt. Electrical whole backward tilt.
Casters	5" Heavy duty silent casters with central brakes system.
Side Rails	2 pairs of ABS sides.
Control unit	Hand set control
Max Loading	200kg.







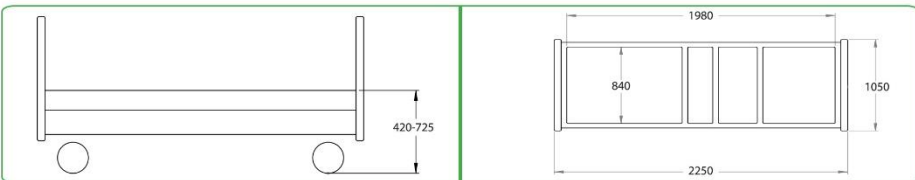
# ICU Beds

EHB-05



5 Functions Electrical Hospital Bed

Material	Electrostatic painted steel with ABS head and foot boards.
Function	Electrical backrest tilting from 0° to 70°± 5°. Electrical footrest tilting from 0° to 35°± 5°. Electrical Hi / Lo function. Electrical whole forward tilt. Electrical whole backward tilt under bed light option. CPR function.
Casters	5" heavy duty silent casters with central brakes system.
Side Rails	ABS with side control panel with battery (Bed can be controlled in absence of electricity).
Triple Control units	Hand set control. Side control units. Foot Board control unit.
Max Loading	200kg.

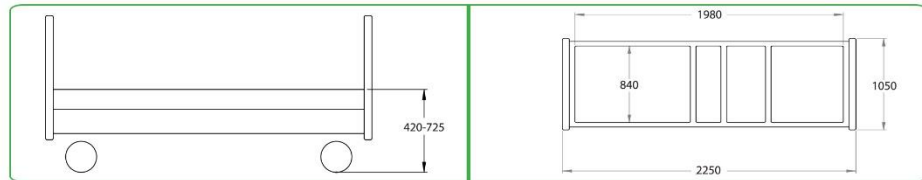


EHB-06



5 Functions Electrical Hospital Bed (Scale unit)

Material	Electrostatic painted steel with ABS head and foot boards.
Function	Electrical backrest tilting from 0° to 70°± 5°. Electrical footrest tilting from 0° to 35°± 5°. Electrical Hi / Lo function. Electrical whole forward tilt. Electrical whole backward tilt under bed light option. CPR function.
Casters	5" heavy duty silent casters with central brakes system.
Side Rails	ABS with side control panel with battery. (Bed can be controlled in absence of electricity).
Triple Control units	Hand set control. Side control units. Foot board control unit with weight measurement unit.
Max Loading	200kg.

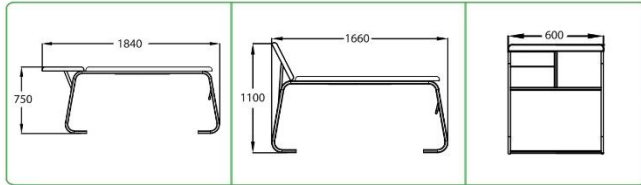




## Examination Beds

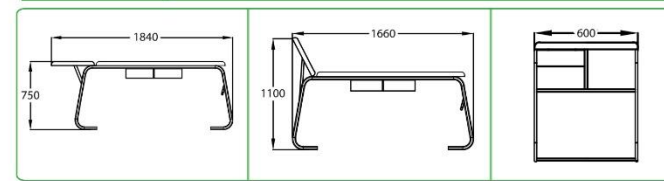
### EB-01

Material	Electrostatic painted steel round tubes with tissues holder and foam mattress 8cm thick.
Function	Manual backrest tilting from 0° to 60°± 5°.
Max Loading	200Kg.



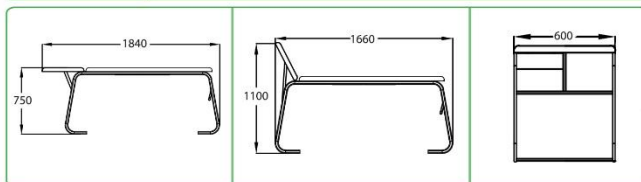
### EB01-1D

Material	Electrostatic painted steel oval tubes with tissues holder and foam (PU) mattress 8cm thick.
Function	Manual backrest tilting from 0° to 60°± 5°. With 2 drawers with melamine coated hdf fronts.
Max Loading	200Kg.



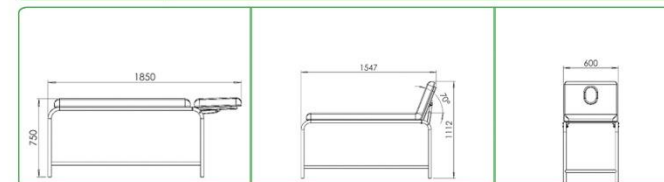
### EB01-1

Material	Electrostatic painted oval steel tubes with tissues holder and foam (PU) mattress 8cm thick.
Function	Manual backrest tilting from 0° to 60°± 5°.
Max Loading	200Kg.



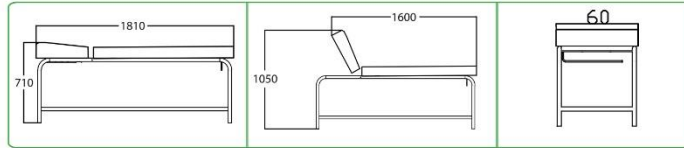
### MB-01

Material	Cold rolled electrostatic painted round tubes with sponge mattress 7 cm thick.
Function	Manual Backrest tilting from 0° to 70°± 5°.
Max Loading	200 Kg.



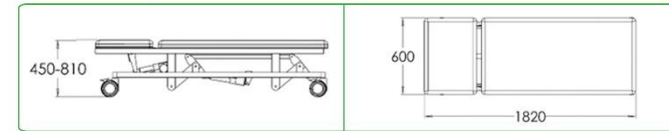
### EB-02

Material	Electrostatic painted steel round tubes with tissues holder and sponge mattress 10cm thick.
Function	Manual backrest tilting from 0° to 60°± 5°.
Max Loading	200Kg.



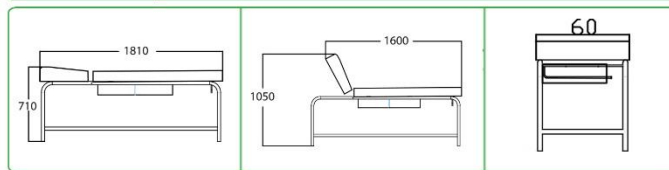
### EB02-E

Material	Electrostatic Powder Coated Metal Frame ( Cold rolled steel 1.6 mm thickness and steel sections) with foam mattress covered by Leather.
Function	Electrical Backrest tilting from 0° to 50°± 5°. Electrical Hi / Lo function from 45 to 81 cm.
Control unit	Hand set control.
Max Loading	200 Kg.



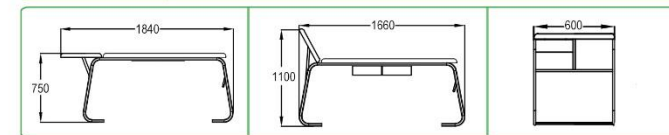
### EB02-D

Material	Electrostatic painted round steel tubes with tissues holder and foam mattress 8cm thick.
Function	Manual backrest tilting from 0° to 60°± 5°. With 2 drawers with melamine coated hdf fronts.
Max Loading	200Kg.



### EB01-DE

Material	Electrostatic painted oval steel tubes with tissues holder and foam mattress 8cm thick.
Function	Electrical backrest tilting from 0° to 60°± 5°.
Control unit	Hand set control.
Max Loading	200Kg.



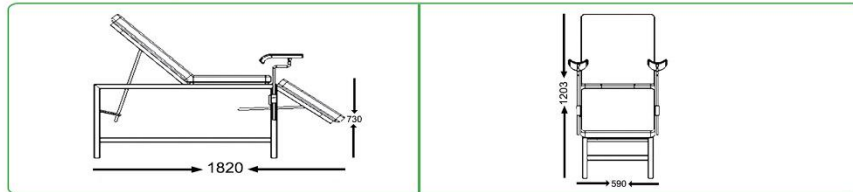


# Gynecology Beds

GB-01



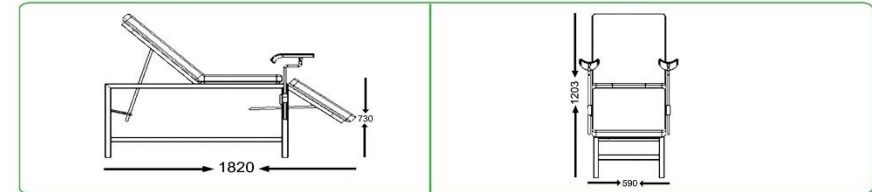
Material	Electrostatic painted square steel tubes with 10cm sponge mattress.
Function	Manual backrest tilting from 0° to 50°± 5°. Manual leg tilting from 0° to 90°± 5°.
Max Loading	200Kg.

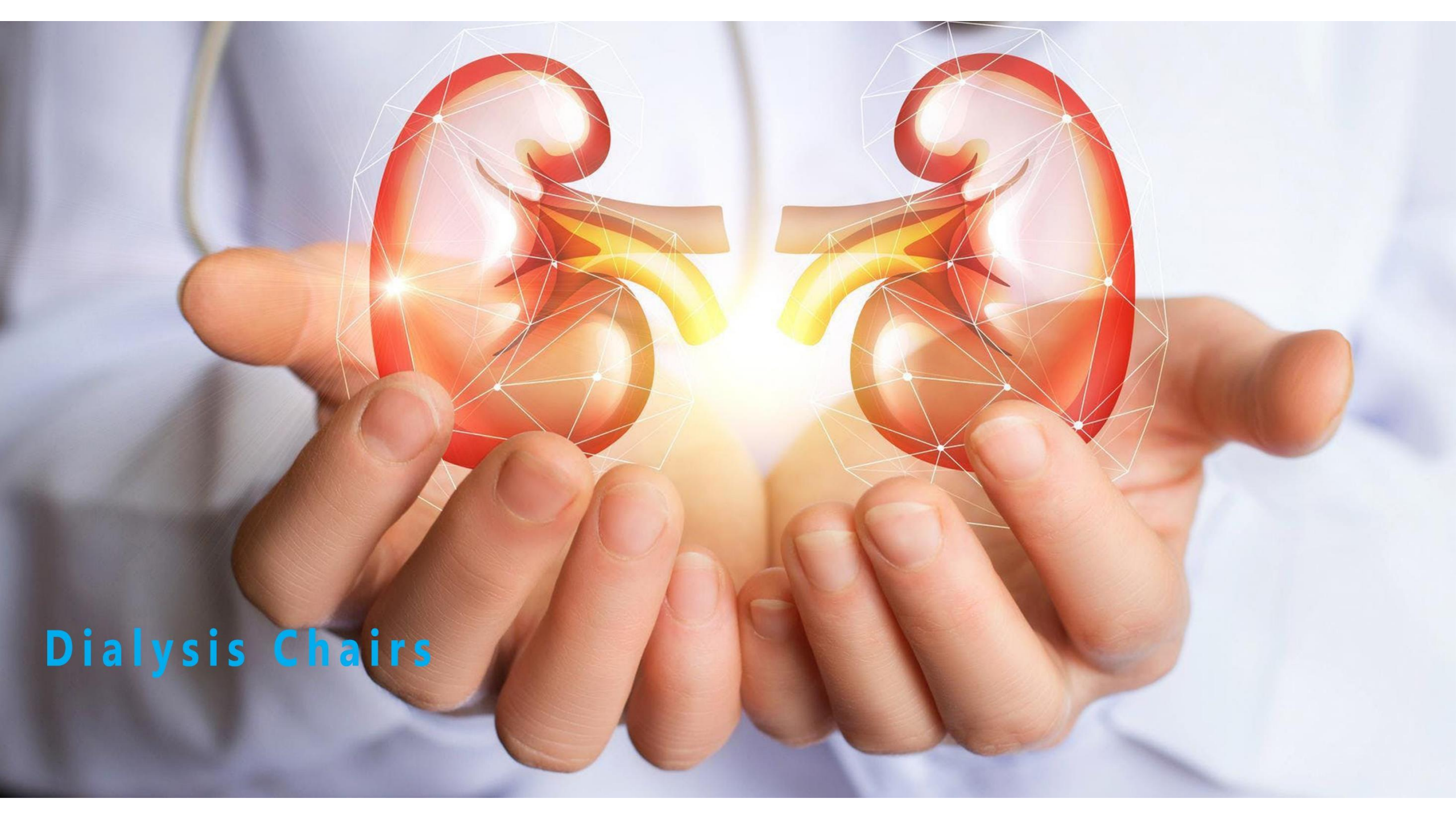


GB-02



Material	Electrostatic painted round steel tubes with 10cm sponge mattress.
Function	Manual backrest tilting from 0° to 50°± 5°. Manual leg tilting from 0° to 90°± 5°.
Max Loading	200Kg.





**Dialysis Chairs**

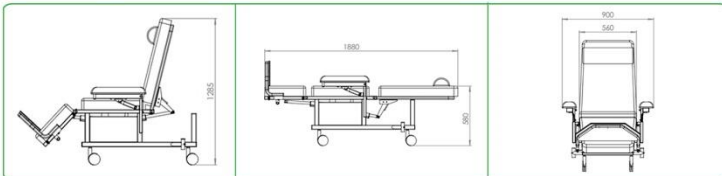


## DC-01



## Dialysis Electric Chair 2 functions with IV

Material	Electrostatic powder coated cold rolled steel with sponge mattress (10cm) thickness.
Function	Backrest tilting from 0° to 80° ±5°. Footrest tilting from 0° to 40° ± 5°.
Casters	5" Casters.
Max Loading	150 kg.



## DC-06



## Electric Adjustable Dialysis Chair with CPR Function

Material	Electrostatic powder coated cold rolled steel with sponge mattress (5cm) thickness.
Function	Backrest tilting from 0° to 80° ±5°. Footrest tilting from 0° to 90° ± 5°. Up and down movement from 600 mm to 750 mm ± 5 mm.
Casters	5" Casters.
Max Loading	150 kg.





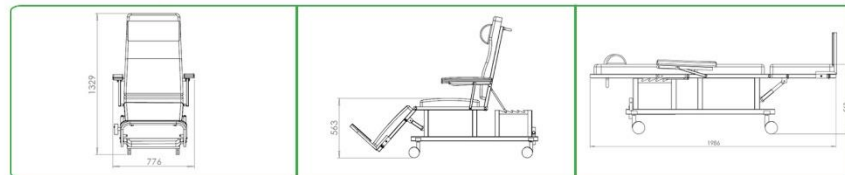
**Blood Donation Chairs**

### BC-02

#### Blood Donation Chair with mechanism for back Manual & leg rest Movements and IV



Material	Electrostatic painted square steel tubes with sponge mattress 7 cm.
Function	Angle of back motion is (0-80°). Leg rest is (0-60°) from horizontal surface.
Casters	Medical casters are 5 inches with high resistance and brakes.
Max Loading	150Kg.

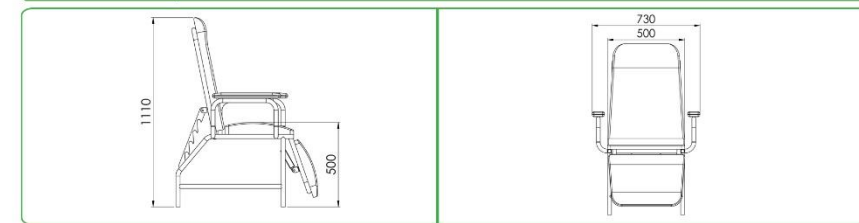


### BC-03

#### Blood Donation Chair with manual back and leg rest movements



Material	Electrostatic painted round steel tubes with sponge mattress 5cm.
Function	Angle of back is (0 - 75°) Manual. Leg rest is (30°- 70°) Manual from horizontal surface.
Max Loading	150 Kg.



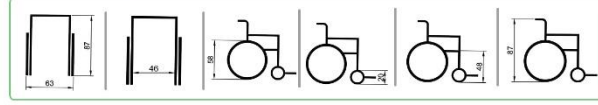


Wheelchairs

Material	Powder coated cold rolled steel.
Features	Foldable Footrest. Integral comfortable handset. Quilted leather or embossed flower design for seat and back.
Casters	ABS casters 58cm and 20cm casters.
Max Loading	120Kg.
Protection sides	Electrostatic powder coated cold rolled steel.



Material	Powder coated cold rolled steel.
Features	Foldable footrest. Integral comfortable handrest. Quilted leather or embossed flower design for seat and back.
Casters	ABS caster 58cm and 20cm casters.
Max Loading	120Kg.
Protection sides	Electrostatic powder coated cold rolled steel.



Material	Powder coated cold rolled steel.
Features	Foldable footrest. Integral comfortable handrest. Quilted leather or embossed flower design for seat and back.
Casters	ABS caster 58cm and 20cm casters.
Max Loading	120Kg.
Protection sides	MDF covered with leather.



WH-01



WH-02



WH-04



Material	Powder coated cold rolled steel.
Features	Foldable footrest. Integral comfortable handrest. Quilted leather or embossed flower design for seat and back.
Casters	ABS caster 58cm and 20cm casters.
Max Loading	120Kg.
Protection sides	MDF covered with leather.



WH-05



Material	Nickel chromed steel frame.
Features	Fixed armrest, foldable footrest. solid rear wheel, aluminum footplate.
Seat Width Size	51/46 CM.
Casters	Solid spoke 58cm and 20cm Casters.
Max Loading	120Kg.

WH-06

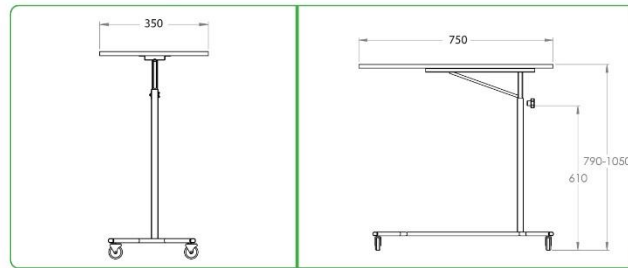




**Supplementary iteams**

### Manual Over Bed Table

Material	Electrostatic painted steel+MDF wooden top board.
Height adjustable method	Knob.
Casters	Silent casters with single brakes.

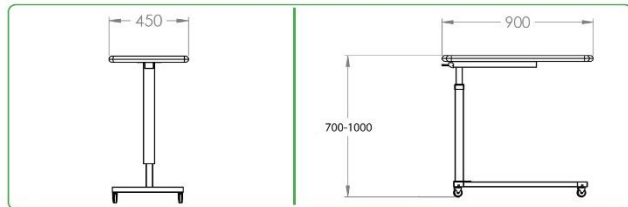


### MOT-01



### Gas Spring Over Bed Table

Material	Aluminum alloy supporting column + ABS top board.
Height adjustable method	Gas spring.
Casters	Silent casters with single brakes.

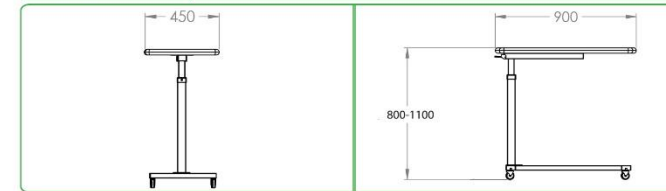


### MOT-02



### Gas Spring Over Bed Table

Material	Steel supporting column + ABS top board.
Height adjustable method	Gas spring.
Casters	Silent casters with single brakes.

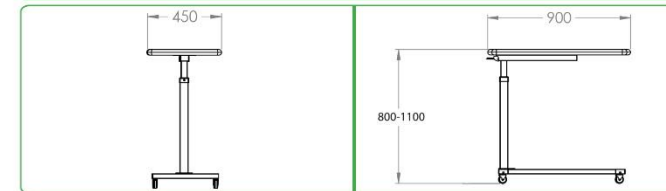


### MOT-03



### Manual Over Bed Table with PE top board

Material	Steel supporting column + PE top board.
Height adjustable method	Knob.
Casters	Silent casters with single brakes.

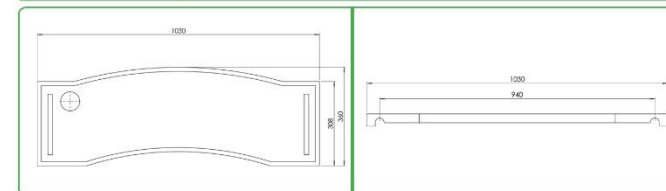


### MOT-04

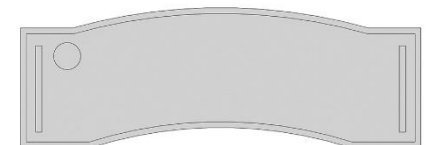


### Bed Table

Material	ABS Top Board.
Size	103*36 CM.

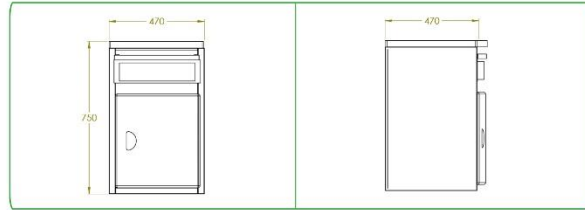


### BT-01



### ABS Bedside Unit

Material	ABS.
----------	------



### PBS-01



### Wood Bedside Cabinet

Material	Laminated MDF boards.
Features	4 casters, 2" each.
Function	Moving cabinet with bordered top.




### WC-01



### Framed Bed Side Unit

Material	Manufactured with 16 mm thick bolck board wood covered in a layer of melamine.
Features	Top shelf, drawer, storage shelf, small door and 4 casters 2 of them have brakes.
Function	Moving cabinet with bordered top.

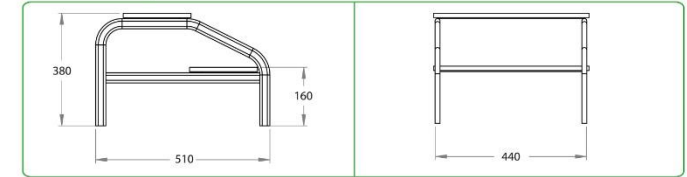


### WC-02



### Bed Step

Material	Electrostatic powder coated steel and upholstered with leather.
----------	---

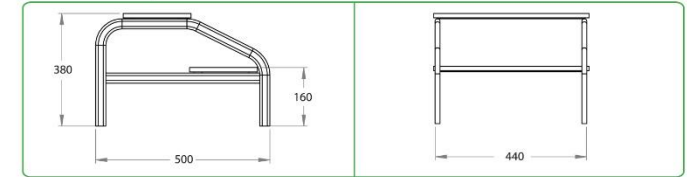


### ST-01



### Bed Step

Material	Electrostatic powder coated oval steel tubes and upholstered with leather.
----------	--

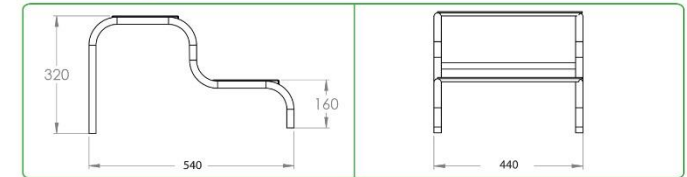


### ST01-1



### Bed Step

Material	Electrostatic powder coated round steel tubes.
----------	--



### ST-02





STR-01



Crash Cart

STR-02



Services Trolley

STR-03



Plaster Trolley

SIC-01



Instruments Cabinet

BSS-01



Paravan

IV-01



IV Stand

SIT-01



Instruments Trolley

STC-01



Medical Transport Cart

SFT-01



Fixed Table

STB-01



Mayo Table

SDH-01



Dish Holder

SKB-01



Kick Bucket



**Accessories**

### Foam & Sponge Mattresses

1 pc



4 pc




### Polyurethane Mattress



### Available Leather colors



1021001



1020203



1021206



1021303



1021105



1020301



1022701



1022501



1021901

# COMPANY CERTIFICATES



# CERTIFICATE OF GUARANTEE

## 1 YEAR Product Warranty

In **TRUST** our goal is to provide our customers with the highest product quality and reliability.

Our product is guaranteed against any manufacturing defects & not mis-use.

This guarantee is backed by our SGS ISO 9001 & ISO 13485 & ISO 14001 & DIN ISO 45001 & CE MARK quality assurance programs.

Customer Service is happy to serve you upon request

(terms and conditions apply)



Trust Medi is a brand owned by Trust For Engineering Industries

[www.trust-medi.com](http://www.trust-medi.com)

**TRUST**  
**MEDI**  
RELIABLE COMFORT

*is a trademark by*



**Head Office & Factory**

Industrial zone, Amal 1,  
Elkhanka, Qalyubia, Egypt

Tel: +20 109 004 1147

Email: [info@trust-medi.com](mailto:info@trust-medi.com)